

Skillfully Rendered to Satisfy the Most Discriminating Purist

HEAD DESIGN

Popular, classic shapes with traditional lines and sole widths. 304 stainless steel with new AGSI+ soft insert.

FEATURES

ADVANTAGE

BENEFIT

Four classic, tour-proven shapes – two blades and two mallets

Memorable and Tour proven - popular designs

Will appeal to a wide range of classic putter fans

Softer AGSI®+ face insert

Same great roll combined with softer and better feel

Promotes better touch and improved putting

Tuscan nickel finish

Sleek and beautiful

Awesome shelf appeal



daytona



lambeau



fontana


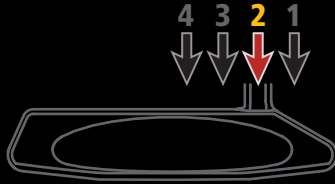

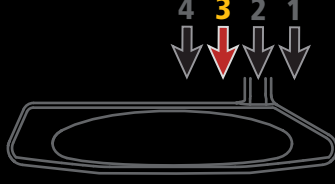

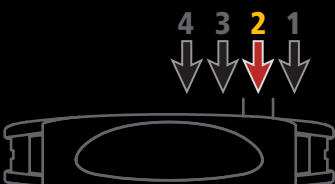


suzuka

SPECS

Model	Description	AGSI+	Head Material	Finish	Shaft	Hosel	Offset	Length	Left Hand	Headweight	SW	Toe Down	Loft	Lie	Grip	Custom Options
Daytona	Daytona Blade Shape	Yes	Stainless Steel	Tuscan Nickel	Step Straight	#1 in a two position	Full Shaft	33, 34, 35 RH, and 35 LH	Yes	345g	D 6-8	48°	3.5	70	New Winn Tour Bird	Lie ± 2 deg., Custom Grips
Lambeau	New Lambeau Blade Shape	Yes	Stainless Steel	Tuscan Nickel	Step Straight	#3 in a three position	1/2 Shaft	33, 34, 35 RH	No	345g	D 6-8	56°	3.5	70	New Winn Tour Bird	Lie ± 2 deg., Custom Grips
Fontana	Classic Mallet Fontana	Yes	Stainless Steel	Tuscan Nickel	Double Bend	#7 in a two position	1/2 Shaft	33, 34, 35 RH	No	345g	D 6-8	0°	3.5	70	New Winn Tour Bird	Lie ± 2 deg., Custom Grips
Suzuka	Classic Mallet Shape	Yes	Stainless Steel	Tuscan Nickel	Step Straight	#1 in a two position	Full Shaft	33, 34, 35 RH	No	345g	D 6-8	30°	3.5	70	New Winn Tour Bird	Lie ± 2 deg., Custom Grips

CORE CLASSICS OVERVIEW

HEAD SHAPE	HOSEL STYLE	HOSEL POSTION
<p>daytona BLADE</p>	<p>#1</p> 	
<p>lambeau BLADE</p>	<p>#3</p> 	
<p>suzuka MALLET</p>	<p>#1</p> 	
<p>fontana MALLET</p>	<p>#7</p> 