



A NEW LEVEL OF DISTANCE AND FORGIVENESS

► **All-new Multi-material construction saves weight and repositions CG low and back**

- 6-layer carbon crown with 9-1-1 skeletal titanium body frees up weight
- Heavy back weight locates CG extremely low for speed, and further back for more forgiveness

► **GEOCOUSTIC Technology**

- Advanced sole shaping with recessed toe panel enables club face expansion for added forgiveness
- Externalized sound ribs optimize clubhead vibration for exceptional sound and feel

► **Deeper, more active Speed Pocket**

- 3x More active than original M2 to increase flexion and forgiveness across the clubface
- Generates high launch/low spin shots to achieve massive distance

► **FF2FF Precision Process**

- Crown-to-body craftsmanship of the highest quality
- Manufacturing repeatability for consistent look and performance

► **Premium Features and Options**

- Fujikura XLR8 Pro Stock Shaft with 30+ additional no-upcharge shafts
- Dual Feel Grip
- Ultra-lightweight, Aluminum, 4° Loft Sleeve with 12 settings



SHAFT

FUJIKURA PRO XLR8 56 — X, S, R, A
FUJIKURA REAX 45 — L

GRIP

TM DUAL FEEL 47g .620
WINN DUAL FEEL 37g GRAY/WHITE

HEAD	LOFT	LH	LIE	VOLUME	LENGTH	SW
M2 DRIVER	9.5°	YES	58°-62°	460CC	45.75"	D3
M2 DRIVER	10.5°	YES	58°-62°	460CC	45.75"	D3
M2 DRIVER	12°	NO	58°-62°	460CC	45.75"	D3
M2 WMNS DRIVER	10.5°	NO	58°-62°	460CC	44.5"	C9
M2 WMNS DRIVER	12°	NO	58°-62°	460CC	44.5"	C9



HIT IT LONG. HIT A DRAW.

► **All-new Multi-material construction saves weight and repositions the CG low, back, and towards the heel**

- 6-layer carbon crown with 9-1-1 skeletal titanium body

► **Draw-biased design**

- More weight in the heel promotes closing the face at impact
- Increased offset, slightly closed face, and more upright position encourages R-to-L trajectory (for RH golfers)
- Slightly closed face with draw-promoting crown cosmetic helps eliminate slices

► **GEOCOUSTIC Technology**

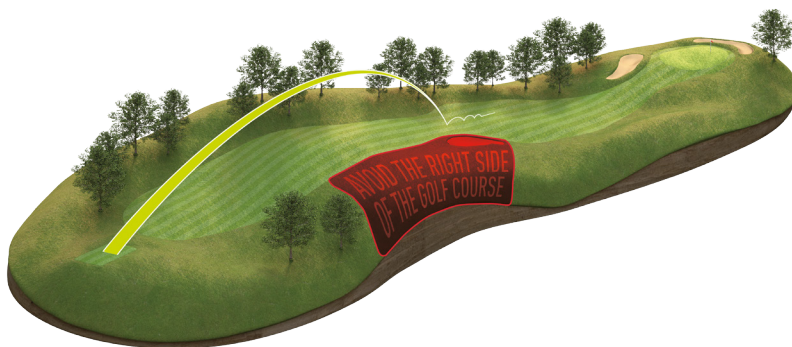
- Advanced sole shaping with recessed toe panel enables club face expansion for added forgiveness
- Externalized sound ribs optimize clubhead vibration for exceptional sound and feel

► **Deeper, more active Speed Pocket**

- 3x More active than original M2 to increase flexion and forgiveness across the clubface
- Generates high launch/low spin shots to achieve massive distance

► **Premium Features and Options**

- Matrix MFS5 White Tie Stock Shaft with 30+ additional no-upcharge shafts
- Dual Feel Grip
- New ultra-lightweight, Aluminum, 4° Loft Sleeve with 12 settings



SHAFT

MATRIX MFS5 WHITE TIE 55 — S, R
 MATRIX MFS5 WHITE TIE 45 — L, A

GRIP

TM DUAL FEEL 47g .620
 WINN DUAL FEEL 37G GRAY/WHITE

HEAD	LOFT	LH	LIE	VOLUME	LENGTH	SW
M2 D-TYPE DRIVER	9.5°	YES	59°-63°	460CC	45.75"	D3
M2 D-TYPE DRIVER	10.5°	YES	59°-63°	460CC	45.75"	D3
M2 D-TYPE DRIVER	12°	NO	59°-63°	460CC	45.75"	D3
M2 D-TYPE WMNS DRIVER	10.5°	NO	59°-63°	460CC	44.5"	C9
M2 D-TYPE WMNS DRIVER	12°	NO	59°-63°	460CC	44.5"	C9



FORGIVENESS. TAKEN FARTHER.

► Multi-material construction for low CG

- 6-layer carbon crown, 450 stainless steel body, and 455 stainless face

► Inverted Cone Technology in a fairway wood for the first time

- Protects ball speed across the entire clubface to produce a bigger sweet spot for more forgiveness

► GEOCOUSTIC Technology

- Advanced shaping with a two-tiered sole design provides added playability from all lies
- Sound ribs that have been externalized for exceptional sound and feel

► Longer, more flexible, open-channel Speed Pocket

- Increased flexion delivers more ball speed on low-face shots
- Generates distance by decreasing backspin

► Fluted hosel design

- Provided superior sound and feel without compromising CG or distance

► Premium Options

- 30+ no-upcharge shaft options

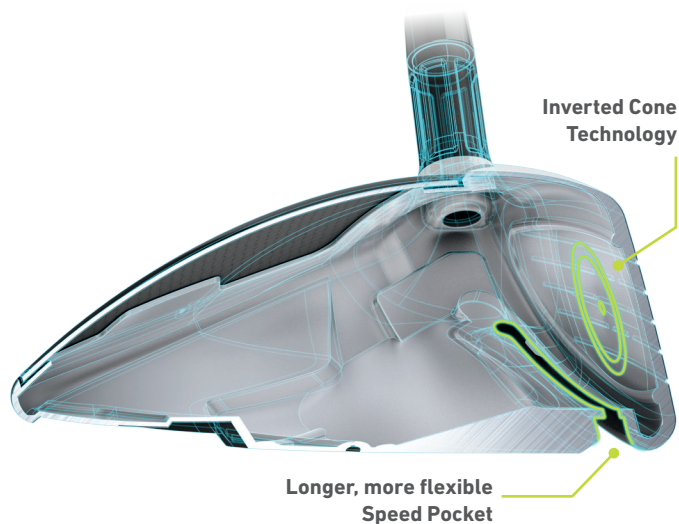
SHAFT

TM REAX 65 — X, S
 TM REAX 55 — R, A
 TM REAX 45 — L

GRIP

TM DUAL FEEL 47g .620
 WINN DUAL FEEL 37G GRAY/WHITE

HEAD	NUMBER	LOFT	LH	LIE	VOLUME	LENGTH	SW
M2 FAIRWAY	3	15°	YES	60°	175CC	43.25	D3
M2 FAIRWAY	3HL	16.5°	YES	60°	177CC	43.25	D3
M2 FAIRWAY	5	18°	YES	60.5°	154CC	42.25	D3
M2 FAIRWAY	5HL	21°	NO	60.5°	156CC	42.25	D3
M2 FAIRWAY	7HL	24°	NO	61°	145CC	41.75	D3
M2 WOMEN'S FAIRWAY	3HL	16.5°	NO	60°	177CC	42.25	C9
M2 WOMEN'S FAIRWAY	5HL	21°	NO	60.5°	156CC	41.25	C9
M2 WOMEN'S FAIRWAY	7HL	24°	NO	61°	145CC	40.75	C9





M2 HORSEPOWER IN A COMPACT SHAPE

- ▶ **Multi-material construction for low CG**
 - 6-layer carbon crown, 450 stainless steel body, and 455 stainless face
- ▶ **Inverted Cone Technology in a fairway wood for the first time**
 - Protects ball speed across the entire clubface to produce a bigger sweet spot for more forgiveness
- ▶ **GEOCOUSTIC Technology**
 - Advanced shaping with a two-tiered sole design provides added playability from all lies
 - Sound ribs that have been externalized for exceptional sound and feel
- ▶ **Long, flexible, open-channel Speed Pocket**
 - Increased flexion delivers more ball speed on low-face shots
 - Generates distance by decreasing backspin
- ▶ **Compact size and shape with forward weight port**
 - Address view and face depth preferred by better players
 - CG location that is low but also more forward for workability
- ▶ **Premium Stock Components**
 - Mitsubishi Kuro Kage TiNi 70FW Shaft
 - Lamkin UTx Cord Grip

SHAFT			GRIP				
MRC KURO KAGE TINi 70FW — X, S, R			LAMKIN UTx CORD 52G .600 ROUND BLK/GRN				
HEAD	NUMBER	LOFT	LH	LIE	VOLUME	LENGTH	SW
M2 TOUR FAIRWAY	3	15°	NO	59°	156CC	43.25	D3
M2 TOUR FAIRWAY	3HL	16.5°	NO	59°	158CC	43.25	D3



THE NEW LOOK OF DISTANCE AND PLAYABILITY

► Low-profile design with unmistakable “M” cosmetic and stepped crown

- Easier to play from the fairway
- Confidence when aligning the shot

► Large, open-channel Speed Pocket

- Increased flexion delivers more distance and forgiveness on low-face shots
- Generates distance by decreasing backspin

► GEOACOUSTIC Technology

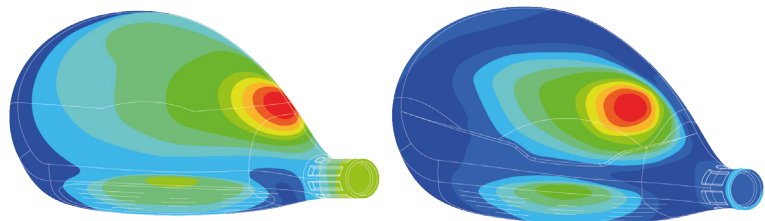
- Advanced shaping with a two-tiered sole design provides added playability from all lies
- Sound ribs that have been externalized to manage and optimize vibrations and pitches for exceptional sound and feel

► Improved, shorter fluted hosel design

- Provides superior sound and feel while lowering CG

2016 M2 RESCUE®

2017 M2 RESCUE®



SHORTER FLUTED HOSEL = LESS HOSEL MOTION = LESS ENERGY LOST
= IMPROVED SOUND AND FEEL

SHAFT

TM REAX 75 — S
TM REAX 65 — R
TM REAX 55 — A
TM REAX 45 — L

GRIP

TM DUAL FEEL 47g .600 RIBBED
WINN DUAL FEEL 37g GRAY/WHITE

HEAD	NUMBER	LOFT	LH	LIE	VOLUME	LENGTH	SW
M2 RESCUE®	3	19°	YES	61°	105CC	40.75	D3
M2 RESCUE®	4	22°	YES	61.5°	106CC	40.25	D3
M2 RESCUE®	5	25°	NO	62.0°	107CC	39.75	D3
M2 RESCUE®	6	28°	NO	62.5°	108CC	39.25	D3
M2 WOMEN'S RESCUE®	4	22°	NO	61.5°	106CC	39.25	C9
M2 WOMEN'S RESCUE®	5	25°	NO	62.0°	107CC	38.75	C9
M2 WOMEN'S RESCUE®	6	28°	NO	62.5°	108CC	38.25	C9